
HPE C7000 刀箱

San Switch 收集 SupportShow 日志方法

目录

一. 适用范围与注意事项	1
二. 工具环境准备	1
三. SupportShow 日志收集	2

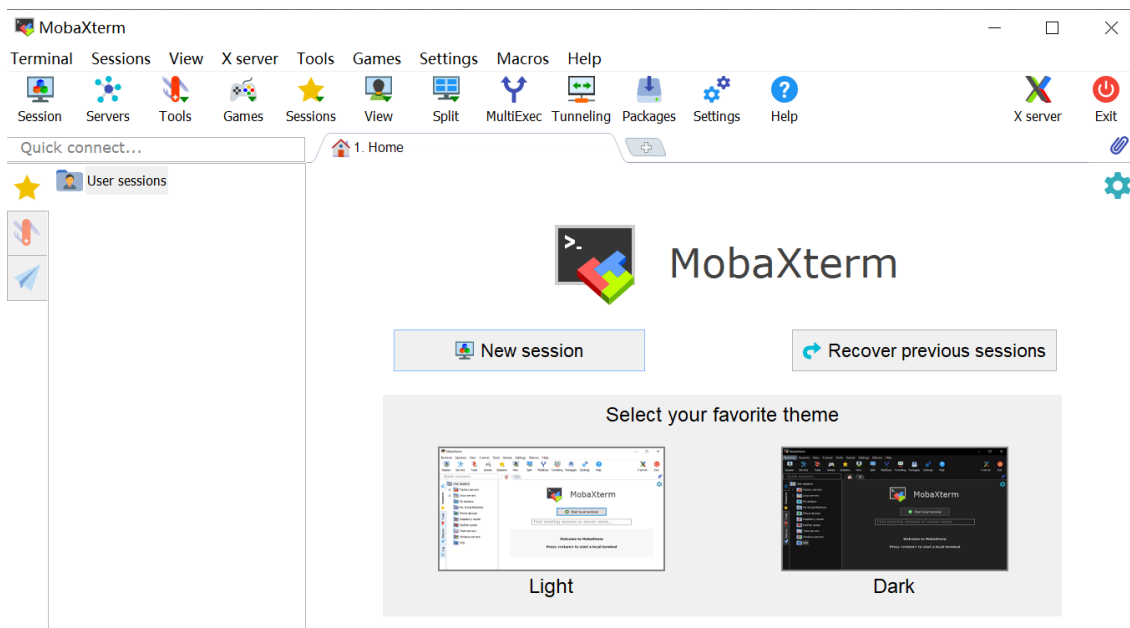
一. 适用范围与注意事项

- 本文档旨在说明 HPE C7000 系列刀箱收集 San Switch 日志 SupportShow 的方法。
- 提示：
 - 本文档中的信息（包括产品，软件版本和设置参数）仅作参考示例，具体操作与目标需求设置请以实际为准。
 - 本文档不定期更新维护，请以发布的最新版本为准。

二. 工具环境准备

1. MobaXterm 安装

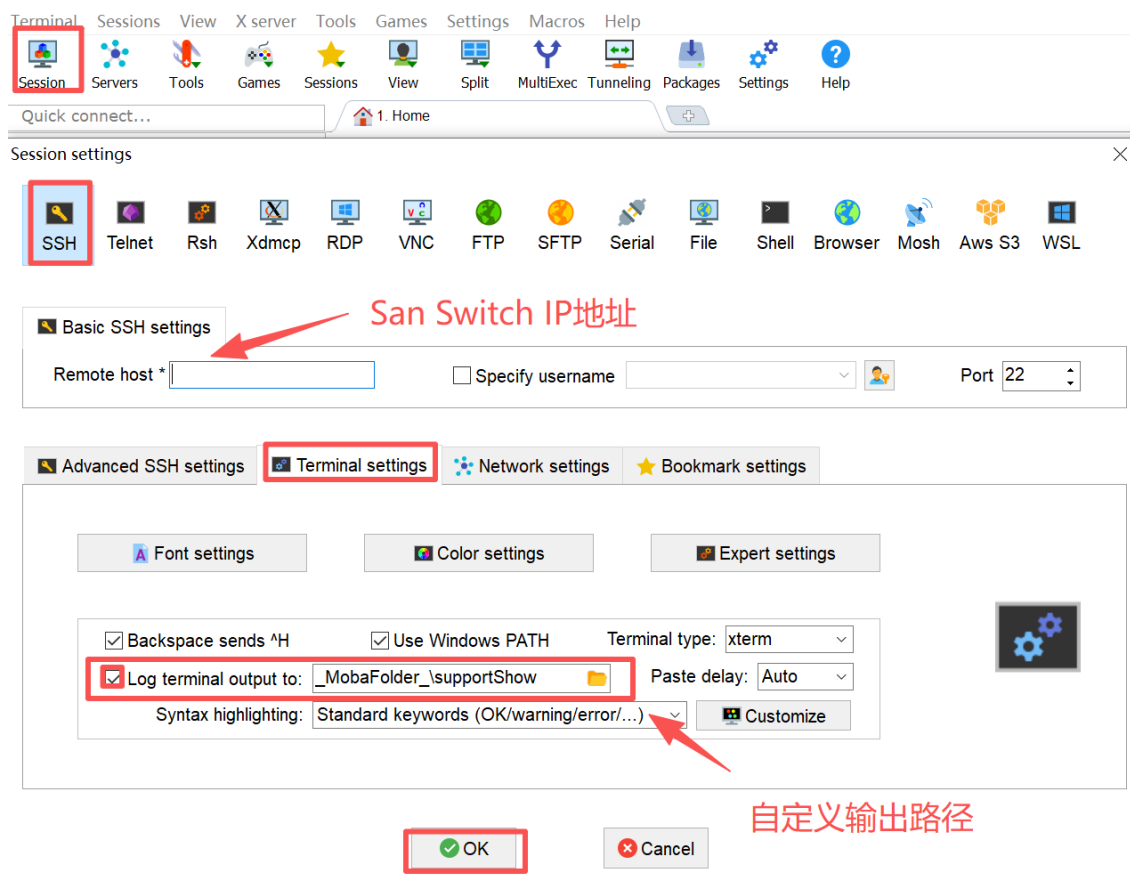
- 1) 解压下载的压缩包至目标文件夹。
- 2) 双击运行 MobaXterm.exe 即可使用。

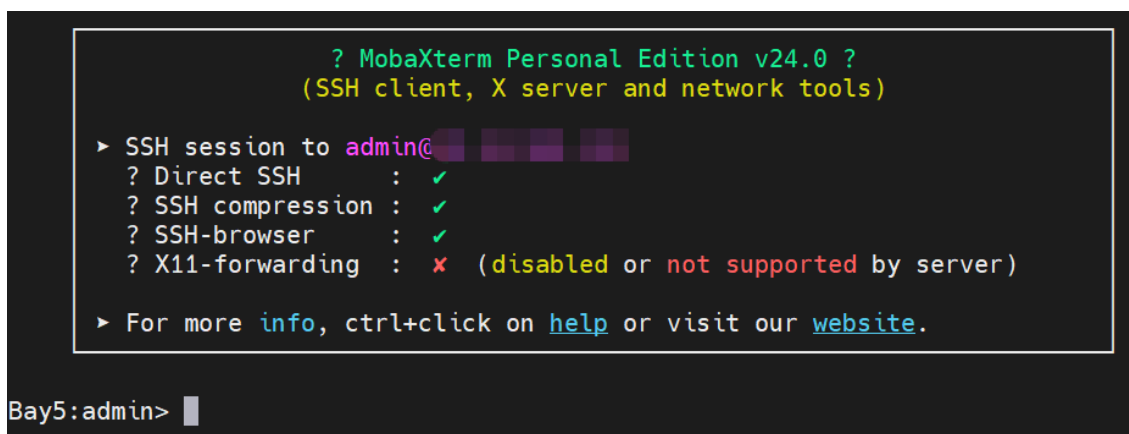


三. SupportShow 日志收集

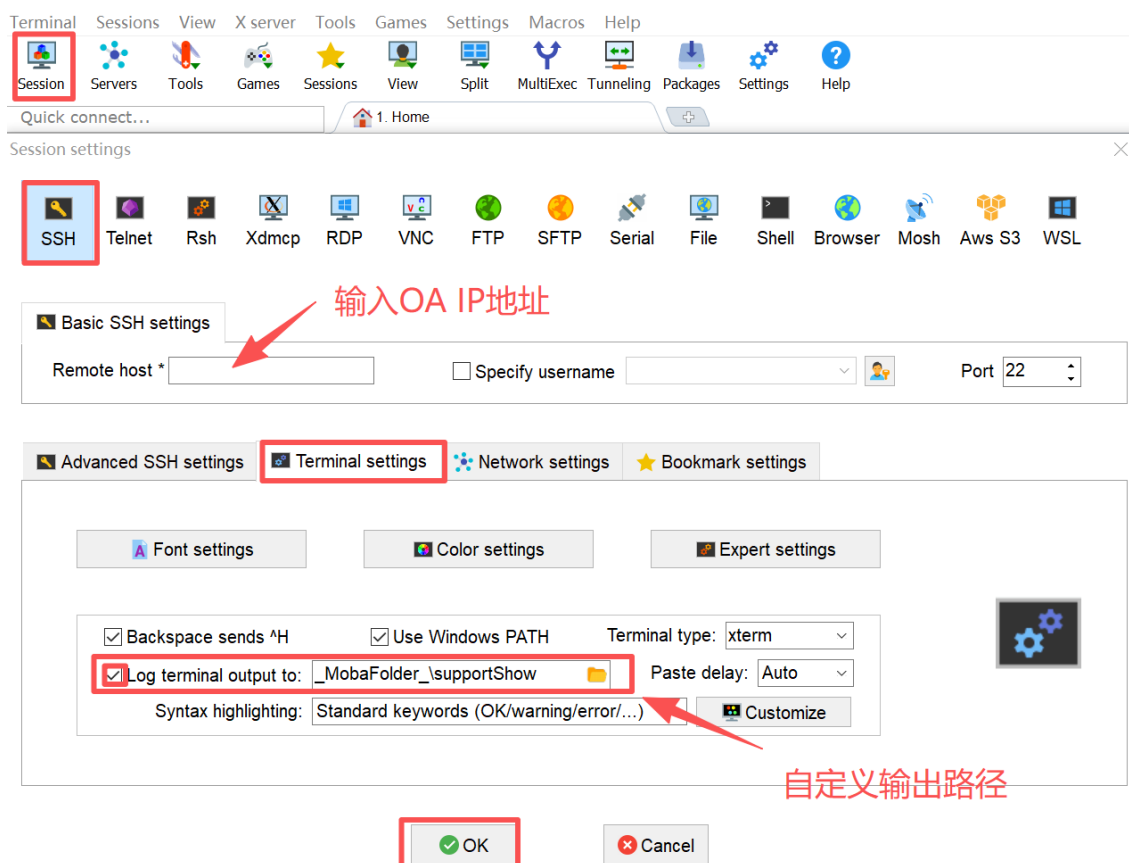
1. 登录 San Switch

1.1 通过 SSH 直接登录 San Switch





1.2 通过 OA 跳转登录到 San Switch



```
login as: admin
Pre-authentication banner message from server:

-----
WARNING: This is a private system. Do not attempt to login unless you are an
authorized user. Any authorized or unauthorized access and use may be moni-
tored and can result in criminal or civil prosecution under applicable law.
-----

Firmware Version: 4.97
Built: 01/28/2021 @ 04:57
OA Bay Number: 1
OA Role: Active
End of banner message from server
admin@'s password:
```

2. 收集日志

2.1 show interconnect list, 查看网络设备。

```
OA-3863BB311C31> show interconnect list
```

Bay	Interconnect Type	Manufacturer	Power	Health	UID	Management IP
1	Ethernet	HP	On	OK	Off	
2	Ethernet	HP	On	OK	Off	
3	[Absent]					
4	Ethernet	HP	On	OK	Off	
5	Fibre Channel	BROCADE	On	Degraded	Off	
6	Fibre Channel	HP	On	Degraded	Off	
7	Ethernet	HP	On	OK	Off	
8	Ethernet	HP	On	OK	Off	

```
Totals: 7 interconnect modules installed, 7 powered on.
```

2.2 登录 San Switch: connect interconnect [San SwitchID] (默认账户名: admin 密码: password)

```
OA-3863BB311C31> connect interconnect 5

NOTICE: This pass-thru connection to the integrated I/O console
is provided for convenience and does not supply additional access
control. For security reasons, use the password features of the
integrated switch.

Connecting to integrated switch 5 at 9600,N81...
Escape character is '<Ctrl>_' (Control + Shift + Underscore)

Press [Enter] to display the switch console:
```

2.3 supportshow 收集日志。

```
Bay5:admin> supportshow
Non-VF
=====
Date:
Tue Apr 7 13:50:05 UTC 2026

Time Zone:
Time Zone Hour Offset: 0
Time Zone Minute Offset: 0

Version:
Kernel: 2.6.14.2
Fabric OS: v7.3.1d
Made on: Wed Nov 11 21:19:49 2015
Flash: Mon Aug 16 17:07:40 2021
BootProm: 1.0.11

supportshow groups enabled:
os enabled
exception enabled
port enabled
fabric enabled
services enabled
security enabled
network enabled
portlog enabled
system enabled
extend disabled
filter disabled
perfmon disabled
ficon disabled
iswitch enabled
asic_db enabled
fcip disabled (not applicable to this platform)
```

2.4 收集完毕，CLI 输出的结果以文本形式保存在 MobaXterm 自定义的路径下。

